

1. Rate how well the following groups communicate with parents at ACS.

	Very Effective	Somewhat Effective	Neutral	Not Very Effective	Not Effective At All	Response Count
Administration	56.9% (152)	27.3% (73)	8.6% (23)	3.4% (9)	3.7% (10)	267
Governing Board	45.3% (120)	32.8% (87)	17.0% (45)	3.4% (9)	1.5% (4)	265
PTO	53.2% (141)	33.2% (88)	11.7% (31)	1.5% (4)	0.4% (1)	265
SAC	43.9% (116)	35.2% (93)	17.8% (47)	2.3% (6)	0.8% (2)	264
Teachers (Homework pages, emails, etc.)	62.8% (167)	28.6% (76)	4.1% (11)	4.1% (11)	0.4% (1)	266





Comments/Suggestions for Improvement. 53

answered question	269
skipped question	0




2. What is the best way to communicate information about ACS to you?

	1-First Choice	2-Second Choice	3-Third Choice	4-Fourth Choice	5-Fifth Choice	Response Count
ACS Web Page	7.5% (18)	28.2% (68)	27.8% (67)	22.8% (55)	13.7% (33)	241
Weekly Newsletter	34.8% (89)	40.2% (103)	14.8% (38)	8.6% (22)	1.6% (4)	256
Email Blasts	65.8% (169)	18.3% (47)	9.3% (24)	4.3% (11)	2.3% (6)	257
Monthly Newsletter	4.3% (9)	9.5% (20)	28.6% (60)	28.6% (60)	29.0% (61)	210
Teacher's Web Page	11.7% (26)	19.4% (43)	21.6% (48)	23.4% (52)	23.9% (53)	222
Facebook	5.4% (5)	6.5% (6)	10.8% (10)	20.4% (19)	57.0% (53)	93
Twitter	1.6% (1)	3.2% (2)	0.0% (0)	12.9% (8)	82.3% (51)	62
Bulletin Board Postings in Lobby	5.0% (4)	7.5% (6)	11.3% (9)	7.5% (6)	68.8% (55)	80
				Other (Please Specify)		18
				answered question		267
				skipped question		2



3. What changes can we make to the newsletter to make it a more valuable source of information for you? (Select all that apply.)

		Response Percent	Response Count
Change Content		5.9%	15
Change the Layout of the Information		11.4%	29
Reduce Frequency of Newsletter		4.3%	11
No Changes/Leave as is		80.4%	205
	Other (please specify)		36
answered question			255
skipped question			14

4. Douglas County School District is asking parents in the district whether they prefer either a conventional or modified calendar next year. Historically, ACS has implemented the conventional calendar with a few minor changes. Which calendar option, with those minor changes, would you prefer to most closely align with for the 2012/2013 school year at ACS?

		Response Percent	Response Count
DISTRICT'S CONVENTIONAL (School starts early/mid-August, 1 Week for Fall Break, 2 Weeks for Winter Break, 1 Week for Spring Break, and Last Day of School end of May)		56.3%	147
DISTRICT'S MODIFIED (School starts early August, 2 Weeks for Fall Break, 2 Weeks for Winter Break, 2 Weeks for Spring Break, and Last Day of School early/mid June)		8.8%	23
ACS SPECIFIC (School starts late August, 1 Week for Fall Break, 2 Weeks for Winter Break, 1 Week for Spring Break, and Last Day of School early/mid June)**NOTE: Will not align with other DCSD Schools Calendars		34.9%	91
		Comments	49
		answered question	261
		skipped question	8

5. Do you feel welcome and treated with respect when you come into our school?



		Response Percent	Response Count
Yes		93.6%	249
No		6.4%	17

Comments (Please be specific) 46

answered question 266

skipped question 3

6. Do you feel welcome and treated with respect when you come into your child's classroom?

		Response Percent	Response Count
Yes		96.6%	256
No		3.4%	9

Comments (Please be specific) 31



answered question 265

skipped question 4

7. Rate each of the following statements on a scale of 1 to 5.

	1-Strongly Agree	2-Agree	3-Neutral	4-Disagree	5-Strongly Disagree	Response Count
My student places a high value on helping others.	56.7% (152)	34.3% (92)	8.2% (22)	0.7% (2)	0.0% (0)	268
ACS helps my student understand ethical responsibility.	28.0% (75)	51.1% (137)	20.5% (55)	0.0% (0)	0.4% (1)	268
My student shows genuine enthusiasm for learning.	43.1% (116)	46.5% (125)	9.7% (26)	0.4% (1)	0.4% (1)	269
ACS adequately prepares students for their future.	43.5% (117)	47.2% (127)	7.8% (21)	0.4% (1)	1.1% (3)	269
My student has the opportunity to develop leadership skills at ACS.	29.1% (78)	42.5% (114)	25.7% (69)	0.7% (2)	1.9% (5)	268
My student feels safe at school.	50.0% (133)	38.0% (101)	7.9% (21)	3.0% (8)	1.1% (3)	266
ACS adequately handles instances of peer conflict and/or bullying.	21.3% (57)	36.0% (96)	25.1% (67)	10.1% (27)	7.5% (20)	267
My student has the skills needed to deal with peer conflict and/or bullying.	17.2% (46)	42.5% (114)	29.1% (78)	7.8% (21)	3.4% (9)	268
					Comments	54
					answered question	269
					skipped question	0

8. Are you aware of your student's progress in school?



		Response Percent	Response Count
Yes		91.0%	242
No		9.0%	24

Comments (Please be specific) 43

answered question 266

skipped question 3

9. Do you know what your student's teachers expect of him/her?



		Response Percent	Response Count
Yes		91.7%	242
No		8.3%	22

Comments 20

answered question 264

skipped question 5






10. Do you understand how to access and utilize the teacher's new web pages?

		Response Percent	Response Count
Yes		89.5%	238
No		10.9%	29

Comments (Please be specific) 15

answered question	266
skipped question	3



11. How often do you check parent portal?

		Response Percent	Response Count
Weekly		40.8%	108
Bi-Weekly		21.9%	58
Monthly		25.7%	68
Never		6.0%	16
Other		8.3%	22



Comments 33

answered question	265
skipped question	4



12. Are you provided opportunities to volunteer?

		Response Percent	Response Count
Yes		91.6%	241
No		9.1%	24
	Comments		33
answered question			263
skipped question			6






13. Do you know the avenues to find volunteer opportunities?

		Response Percent	Response Count
Yes		84.6%	226
No		15.4%	41
	Comments		15
answered question			267
skipped question			2






14. If you had a friend who was interested in having their child attend ACS, do you feel comfortable in explaining what it is to be a Core Knowledge school? Please comment.

		Response Percent	Response Count
Yes		72.6%	191
No		27.4%	72
Comments (Please be specific.)			41
answered question			263
skipped question			6






15. Has the FOSS science curriculum increased your student's interest in science?

		Response Percent	Response Count
Increased Significantly		23.9%	61
Slightly Increased		31.0%	79
About the Same		42.7%	109
Decreased Slightly		1.6%	4
Decreased Significantly		0.8%	2
Comments (Please be specific.)			51
answered question			255
skipped question			14



16. Select the top two subjects that you believe ACS is the MOST successful in preparing students academically.

		Response Percent	Response Count
Math		81.8%	207
Writing		25.3%	64
Reading		54.5%	138
Science		24.5%	62
Social Studies		11.1%	28
Comments (Please be specific)			29
answered question			253
skipped question			16



17. Select the top two subjects you believe ACS needs the most improvement in preparing students academically.

		Response Percent	Response Count
Math		19.5%	43
Writing		62.4%	138
Reading		27.6%	61
Science		31.2%	69
Social Studies		43.0%	95
Comments (Please be specific.)			45
answered question			221
skipped question			48



18. In reading the SAC's monthly addition to the ACS Newsletter, are you better able to describe the topics the SAC addresses?

		Response Percent	Response Count
Yes		76.4%	198
No		23.6%	61
	Please comment		11
answered question			259
skipped question			10



19. Are you satisfied with the Deans' management of the school's day-to-day operations at ACS?

		Response Percent	Response Count
Yes		90.5%	237
No		9.5%	25
	Comments		32
answered question			262
skipped question			7



20. Do you feel comfortable going to the Deans with your concerns and/or ideas or suggestions?

		Response Percent	Response Count
Yes		82.6%	219
No		17.4%	46
	Comments		29
answered question			265
skipped question			4

21. Are disciplinary procedures administered equitably and consistently?

		Response Percent	Response Count
Yes		78.1%	189
No		21.9%	53
	Comments		53
answered question			242
skipped question			27

22. Is the Governing Board willing to listen to your ideas and suggestions?

		Response Percent	Response Count
Yes		91.2%	218
No		8.8%	21
	Comments		45
answered question			239
skipped question			30

23. Please rate from 1-7, your favorite method for supporting ACS: (1 being your first choice, 2 your second, etc.)

	1-First Choice	2-Second Choice	3-Third Choice	4-Fourth Choice	5-Fifth Choice	6-Sixth Choice	7-Seventh Choice	Response Count
Direct Donations	32.2% (78)	12.4% (30)	12.0% (29)	12.8% (31)	9.9% (24)	12.8% (31)	7.9% (19)	242
Traditional fundraising/Sales based events	9.6% (22)	10.9% (25)	13.5% (31)	17.8% (41)	12.2% (28)	13.9% (32)	22.2% (51)	230
Pledge Drive (Children do an activity)	22.1% (52)	20.4% (48)	16.2% (38)	15.7% (37)	12.3% (29)	10.6% (25)	2.6% (6)	235
Large Events (Dance, Auction)	19.7% (48)	27.0% (66)	20.5% (50)	11.5% (28)	12.3% (30)	6.1% (15)	2.9% (7)	244
King Soopers/Safeway reloadable cards	15.0% (36)	12.5% (30)	22.5% (54)	15.4% (37)	20.0% (48)	13.3% (32)	1.3% (3)	240
Other Script (Please provide detail)	1.8% (3)	1.2% (2)	6.5% (11)	7.1% (12)	10.7% (18)	22.5% (38)	50.3% (85)	169
Restaurant Nights	9.5% (23)	22.7% (55)	16.1% (39)	18.6% (45)	14.5% (35)	12.4% (30)	6.2% (15)	242
							Other (please specify)	25
							answered question	265
							skipped question	4



24. What type of events or activities would you like to see the PTO's Dad's Club manage this year?

	Response Count
	88
answered question	88
skipped question	181

25. What type of fundraising events would you like to see the PTO sponsor in the future?

	Response Count
	104
answered question	104
skipped question	165

26. Are there any enrichment programs you would like to see the PTO sponsor in the future?

		Response Percent	Response Count
Yes		31.9%	65
No		68.1%	139
	Please Specify		76
answered question			204
skipped question			65






27. What are you most proud of at ACS?

	Response Count
	167
answered question	167
skipped question	102

28. What can we do better at ACS?

	Response Count
	132
answered question	132
skipped question	137

29. What overall grade would you give ACS?

		Response Percent	Response Count
A		57.3%	153
B		36.7%	98
C		4.5%	12
D		0.7%	2
F		0.7%	2
	Why?		115
	answered question		267
	skipped question		2

30. What else would you like to share with us?

	Response Count
	62
answered question	62
skipped question	207